



100 Series Inline Trailer Breakaway

Applications

Inline breakaway designed for use with high flow CNG systems such as virtual pipeline transport trailers and bulk storage.



IB108 - Inline Trailer Breakaway

Materials

Description	Material
Body	Aluminium
Seats	Delrin
Internals	304 Stainless Steel
O-rings	Hydrogenated Nitrile & Silicone
Caps	304 Stainless Steel
Adaptors	304 Stainless Steel



TOOL-IB108/HC208

Product Information

Largest CNG 1" inline breakaway on the market.

SAE Ports are standard.

All products are manufactured under ISO 9001 accredited standards.

Complies to PED 2014/68/EU.

Developed with consideration of ANSI/IAS NGV4.4-1999 but with a greater emphasis on use with CNG transport trailer applications.

Improvements include an increased separation force to minimise the possibility of false separations in high-flow applications. The separation force is below the tensile load safety limits of CNG hose as specified in NGV 4.2.

Body tested to 100,000 pressure cycles.

Easily reconnected after a breakaway event.

Adaptor fittings are available to adapt to other standard threads and are supplied assembled with breakaway unit.

Servicing tool TOOL-IB108/HC208 is available for purchase from Oasis.

Replacement male end of breakaway available for purchase separately.

Please contact Oasis if intended for use in public vehicle refuelling stations.



100 Series Inline Trailer Breakaway

Product Specification

Part Code	Weight lb (kg)	Service Pressure psi (bar)	Max Pressure * psi (bar)	Test Pressure ^ psi (bar)	Min Temp. °F (°C)	Max Temp. °F (°C)	Time Before Rekit ^^	Breaks Before Rekit**	Cv	Service kit
IB108-ASDSS	8.1 (3.7)	3600 (250)	4500 (310)	5000 (345)	-58 (-50)	150 (65)	3 Years	5	14.7	IB108-SKDSS

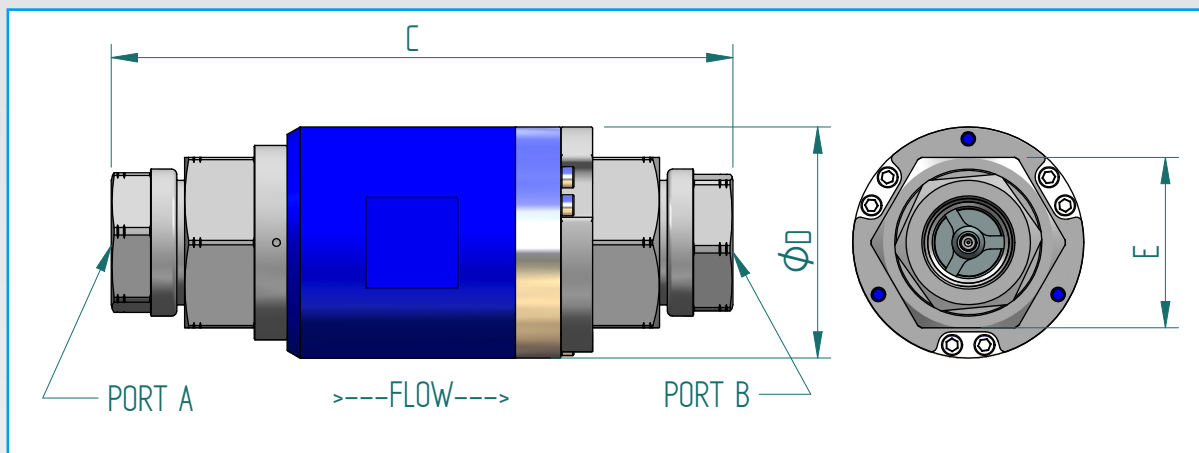
* Maximum pressure at which the product can constantly operate at.

^ Maximum pressure that can be applied for testing without causing damage to the product.

^^ The stated rekit interval is intended as a guide only and may not be achievable in all situations. System conditions must be taken into account when determining the optimal service interval. Contact Oasis for further information.

** Maximum recommended number of separations before replacing male end to ensure force does not start to diminish leading to false separations.

All parts should be checked after every separation for damage to ensure they are suitable for continued use. Refer to instruction manual for more detail.



Dimensions: Imperial (Metric mm)

Part Code	PORT A	PORT B	C	D	E	BREAKAWAY FORCE^
IB108-ASDSS	1 5/8 - 12 SAE*	1 5/8 - 12 SAE*	7" (180)**	3.46" (88)	2.55" (65)	650N < FORCE < 1200N
IB108-ASDSS-11	1 5/16 - 12 SAE	1 5/16 - 12 SAE	9.33" (237)	3.46" (88)	2.55" (65)	650N < FORCE < 1200N
IB108-ASDSS-22	3/4" NPT	3/4" NPT	9.33" (237)	3.46" (88)	2.55" (65)	650N < FORCE < 1200N
IB108-ASDSS-33	1" NPT	1" NPT	9.33" (237)	3.46" (88)	2.55" (65)	650N < FORCE < 1200N

* Standard Breakaway port size (No adaptor)

** Standard Breakaway length (No adaptor)

^ Force is dependant on pressure and temperature at time of separation.

Other adaptor thread sizes available on request

Applications

Replacement IB108 male assembly.

Product Information

Complete replacement male section of breakaway badly damaged to be re-used after repeated separations.

All products are manufactured under ISO 9001 accredited standards.

Description	Material
Body	304 Stainless Steel
O-ring	Silicone/Nitrile



Male end replacement - IB108-ASDSS-M



100 Series Dispenser Breakaway

Applications

Inline breakaway designed for use in both public and private CNG refueling stations. Suitable for CNG, Hydrogen, Bio Gas, Nitrogen and Air.



IB103-7SPSH-T - 3/8" Inline Breakaway with Vent Hose Breakaway

Materials

Item	Part	Material
1	Body	7075 Aluminum
2	Caps	316 Stainless steel
3	O-rings	Nitrile
4	Male component	316 Stainless steel
5	Springs	300 Series stainless steel
6	Bump stops	Urethane

Product Information

Protects CNG dispensers from drive-away incidents by separating and isolating the dispenser from the fill hose.

Upstream part light weight design reduces dispenser damage in case of breakaway event.

All products are manufactured under ISO 9001 accredited standards.

Complies with CSA/ANSI NGV 4.4:21.

CRN (0H22035.C) approved for all provinces and territories.

Complies to PED 2014/68/EU.

Features & Benefits

Large soft bump stops protect dispenser panels from damage.

Body tested to 102,000 pressure cycles.

Easily reconnected after a breakaway event.

Replacement male end of breakaway available for purchase separately.

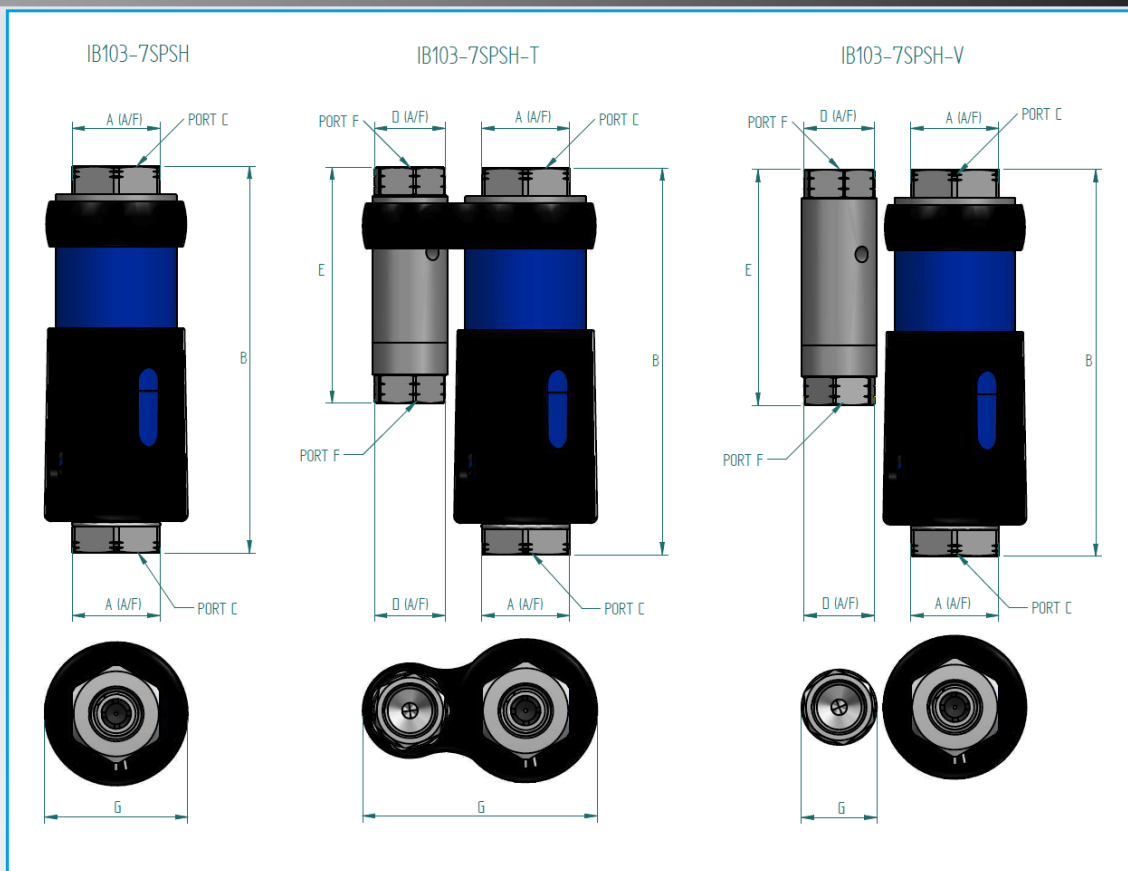
SAE Ports to SAE J1926-1 are standard.

JIC adaptor options available designed to SAE J514.

Vent breakaway available mounted or separate.



100 Series Dispenser Breakaway



SAE Dimensions Inch (mm)

Part Code	Size	A (A/F)	B	PORT C	D (A/F)	E	PORT F	ØG	Breakaway Force
IB103-7SPSH	3/8"	1" (25)	4.34"(110.2)	9/16-18 SAE FEMALE	NA	NA	NA	1.61"(41)	222N < 660N 50lbf < 148lbf
IB103-7SPSH-T [‡]	3/8"	1" (25)	4.34"(110.2)	9/16-18 SAE FEMALE	0.75"(19)	2.64"(67)	9/16-18 SAE FEMALE	2.64"(67)	222N < 660N 50lbf < 148lbf
IB103-7SPSH-V [‡]	3/8"	1" (25)	4.34"(110.2)	9/16-18 SAE FEMALE	0.75"(19)	2.64"(67)	9/16-18 SAE FEMALE	0.85"(21.5)	222N < 660N 50lbf < 148lbf

[‡] Includes IB102-6AXXP Vent Hose Breakaway - more information about this product in its respective data sheet.

SAE Product Specification

Part Code	Mass lb (kg)	MAWP bar (psi) *	Test Pressure bar (psi) **	Min. Temp. °F (°C)	Max. Temp. °F (°C)	Cycles Before Rekit [^]	Time Before Rekit [^]	Max. Number of Disconnects [#]	Cv	Service Kit
IB103-7SPSH	0.86 (0.39)	312.5 (4532)	375 (5440)	-40 (-40)	150 (65)	100,000	3 years	10	1.65	IB103-SKPSH
IB103-7SPSH-T	1.15 (0.52)	312.5 (4532)	375 (5440)	-40 (-40)	150 (65)	100,000	3 years	10	1.65	IB103-SKPSH / IB102-SK1
IB103-7SPSH-V	1.15 (0.52)	312.5 (4532)	375 (5440)	-40 (-40)	150 (65)	100,000	3 years	10	1.65	IB103-SKPSH / IB102-SK1

* Maximum Allowable Working Pressure, which the product can be constantly operated at.

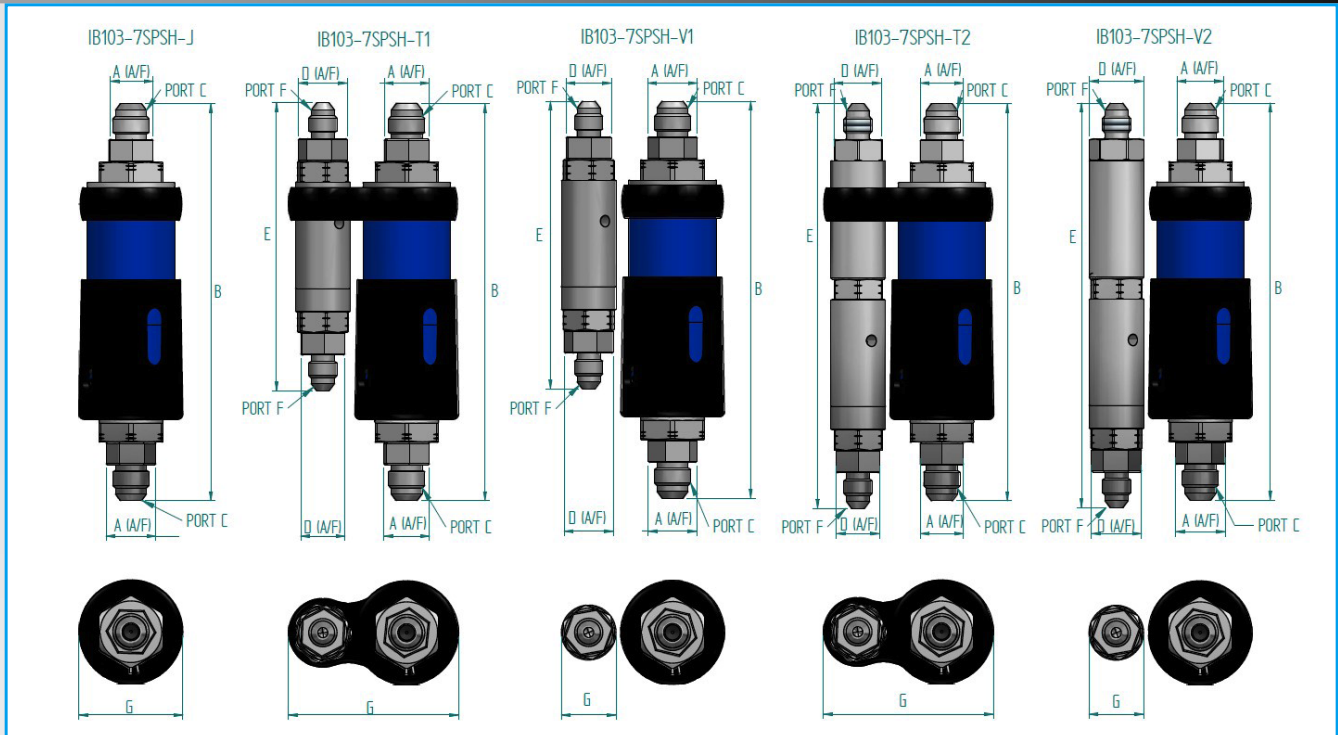
** Maximum pressure that can be applied for leak testing without causing damage to the product.

[^] It is recommended that the breakaway is re-kitted on or before the maximum usage duration or cycles, whichever happens first, to ensure it remains leak tight. The temperature's and cycles stated depend on the system conditions and may not be achievable in all situations. Contact Oasis for further information.

[#] Maximum number of disconnects recommended before the product is serviced.



100 Series Dispenser Breakaway



JIC Dimensions Inch (mm)

Part Code	Size	A (A/F)	B	PORT C	D (A/F)	E	PORT F	ØG	Breakaway Force
IB103-7SPSH-J	3/8"	0.55" (17)	6.15" (156.2)	9/16-18 JIC MALE	NA	NA	NA	1.61" (41)	222N < 660N 50lbf < 148lbf
IB103-7SPSH-T1 [‡]	3/8"	0.55" (17)	6.15" (156.2)	9/16-18 JIC MALE	0.55" (17)	4.46" (113.2)	7/16-20 JIC MALE	2.64" (67)	222N < 660N 50lbf < 148lbf
IB103-7SPSH-V1 [‡]	3/8"	0.55" (17)	6.15" (156.2)	9/16-18 JIC MALE	0.55" (17)	4.46" (113.2)	7/16-20 JIC MALE	0.85" (21.5)	222N < 660N 50lbf < 148lbf
IB103-7SPSH-T2 [‡]	3/8"	0.75" (19)	6.15" (156.2)	9/16-18 JIC MALE	0.55" (17)	6.27" (159.2)	7/16-20 JIC MALE	2.64" (67)	222N < 660N 50lbf < 148lbf
IB103-7SPSH-V2 [‡]	3/8"	0.75" (19)	6.15" (156.2)	9/16-18 JIC MALE	0.55" (17)	6.27" (159.2)	7/16-20 JIC MALE	0.85" (21.5)	222N < 660N 50lbf < 148lbf

[‡] Includes IB102-6AXXP Vent Hose Breakaway - more information about this product in its respective data sheet.

JIC Product Specification

Part Code	Mass lb (kg)	MAWP bar (psi) *	Test Pressure bar (psi) **	Min. Temp. °F (°C)	Max Temp. °F (°C)	Cycles Before Rekit [^]	Max. Number of Disconnects [#]	Cv	Service Kit
IB103-7SPSH-J	0.86 (0.39)	312.5 (4532)	375 (5440)	-40 (-40)	150 (65)	100,000	10	1.65	IB103-SK
IB103-7SPSH-T1	1.15 (0.52)	312.5 (4532)	375 (5440)	-40 (-40)	150 (65)	100,000	10	1.65	IB103-SK / IB102-SK1
IB103-7SPSH-V1	1.15 (0.52)	312.5 (4532)	375 (5440)	-40 (-40)	150 (65)	100,000	10	1.65	IB103-SK / IB102-SK1
IB103-7SPSH-T2	1.5 (0.68)	312.5 (4532)	375 (5440)	-40 (-40)	150 (65)	100,000	10	1.65	IB103-SK / IB102-SK1
IB103-7SPSH-V2	1.5 (0.68)	312.5 (4532)	375 (5440)	-40 (-40)	150 (65)	100,000	10	1.65	IB103-SK / IB102-SK1

* Maximum allowable pressure which the product can be constantly operated at.

** Maximum pressure that can be applied for leak testing without causing damage to the product.

[^] It is recommended that the breakaway is re-kitted on or before the maximum usage duration to ensure it remains leak tight. The temperature's and cycles stated depend on the system conditions and may not be achievable in all situations. Contact Oasis for further information.

[#] Maximum number of disconnects recommended before the product is serviced.

We reserve the right to modify product specifications without prior notice.



100 Series Dispenser Breakaway

Replacement IB103 Breakaway Male

Breakaway male parts may get damaged when hitting the ground during a separation event. This part can be purchased individually in order to minimize waste and cost of having to replace the complete breakaway.

The black male guard has been designed to minimise potential damage to the male cap on a separation event.



IB103-7SPSH-M - Breakaway Male Replacement

Materials

Item	Part	Material
1	Male Cap	316 Stainless steel
2	O-rings	Nitrile
3	Male Guard	Black Urethane
4	Bump Clip	302 Stainless Steel



100 Series Vent Hose Breakaway

Applications

Vent hose breakaway designed for use with both public and private CNG refueling stations.



IB102-6AXXP - Vent Hose Breakaway (Only For Vent Hose)

Materials

Item	Part	Material
1	Female Body	316 Stainless steel
2	Male Cap	316 Stainless steel
4	O-rings	Nitrile
5	Locking Spring	316 Stainless steel

Product Information

Product design to be used in dispenser vent hoses only, gas trapped in vent hose will be vented to atmosphere once separated in case of disconnection event.

All products are manufactured under ISO 9001 accredited standards.

Complies to CSA/ANSI NGV 4.4:21.

Complies to PED 2014/68/EU.

CRN (0H22035.5C) approved for all provinces and territories.

SAE Ports to SAE1926-1 are standard.

Features & Benefits

Easily reconnected after a breakaway event.

Body tested to 102,000 pressure cycles.

Made from durable and corrosion resistance materials.

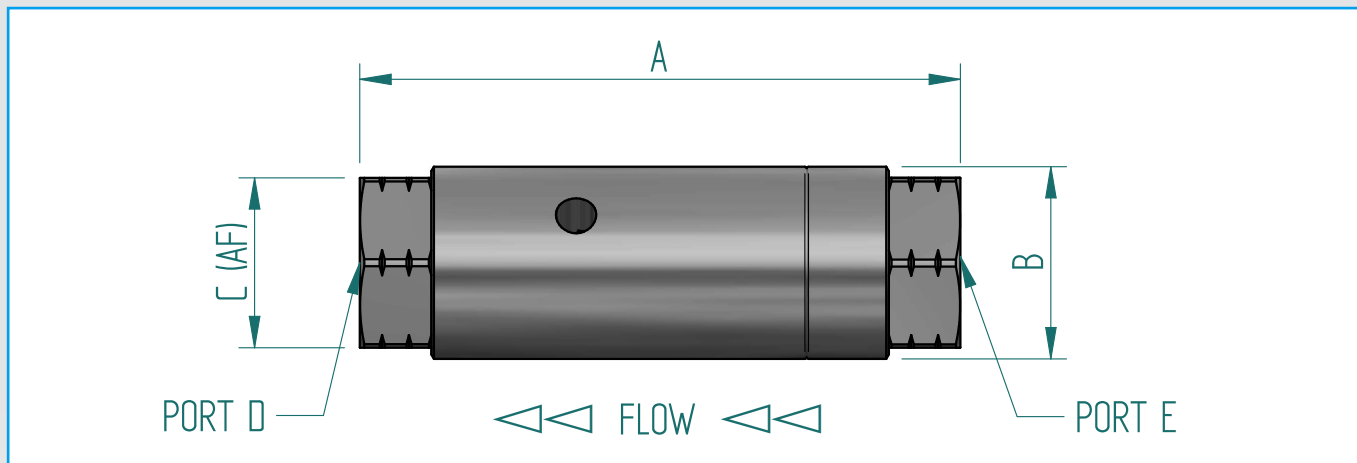
Pressure balanced connection that eliminates unwanted separation.

Easily serviceable with two piece assembly.

Light weight design reduces damage to dispensers.



100 Series Vent Hose Breakaway



Dimensions Inch (mm)

Part Code	A	Ø B	C (AF)	Port D	Port E
IB102-6AXXP	2.64" (67)	0.84" (21.5)	0.75" (19)	9/16"-18 SAE Female	9/16"-18 SAE Female

Product Specification

Part Code	Mass lb (kg)	MAWP bar (psi) *	Test Pressure bar(psi) **	Min. Temp. °F (°C)	Max Temp. °F (°C)	Cycles Before Rekit [^]	Tims Before Rekit [^]	Max Number of Disconnects [#]	Separation Force	Service Kit
IB102-6AXXP	0.29 (0.13)	312.5 (4530)	375 (5440)	-40 (-40)	150 (65)	100,000	3 years	10	100N < 220N 22.5lbf < 49.5lbf	IB102-SK1

* Maximum Allowable Working Pressure at which the product can constantly operate at.

** Maximum pressure that can be applied for leak testing without causing damage to the product.

[^] It is recommended that the breakaway is re-kitted on or before the maximum usage duration or cycles, whichever happens first, to ensure it remains leak tight. The temperature's and cycles stated depend on the system conditions and may not be achievable in all situations. Contact Oasis for further information.